

DIECI
UNITED STATES



Dieci United States
40851 Route 6 - Wyalusing, PA
18853
844-257-7903 Toll free
www.diecious.com

HERCULES



100.10

120.10

190.10

210.10

PERFORMANCE	100.10	120.10	190.10	210.10
Maximum capacity lb(kg)	22046(10000)	26455(12000)	41880(19000)	46290(21000)
Maximum lifting height ft(m)	31.2(9.5)	31.2(9.5)	33.5(10.2)	33.46(10.2)
Maximum horizontal outreach ft(m)	16.7(5.10)	16.7(5.10)	16.9(5.15)	16.89(5.15)
Outreach at maximum height ft(m)	2.0(0.6)	2.0(0.6)	1(0.3)	0.66(0.2)
Fork swivelling angle	144°	144°	120°	120°
Pull-out force lbf(daN)	21806.6(9700)	21806.6(9700)	36419.2(16200)	42489.1(18900)
Towing force lbf(daN)	24729.1(11000)	24729.1(11000)	29225.3(13000)	47210.1(21000)
Gradeability	39 %	39 %	35 %	35 %
Total weight empty lb(kg)	35274(16000)	37479(17000)	54013(24500)	60627(27500)
Max speed mph(km/h)	21.7(35)	21.7(35)	14.3(23)	14.3(23)*
Levelling	8°+8°	8°+8°	8°+8°	8°+8°

* = If road circulation approval is required, the maximum speed will be limited according to the regulations in the country of use

BOOM	100.10	120.10	190.10	210.10
Times: empty / with a regenerative valve (in seconds)				
Lifting	16.5	18.3	20.0/8.8	25.2/12.6
Descent	11.1	13.2	20.5	23.5
Extension	13.2	13.2	14.4	14.4
Retraction	8.3	8.3	8.7	8.7
Forward swivelling	5.3	5.3	5.6	8.1
Reverse swivelling	4.0	4.0	4.3	5.3

Patented compensation system

ENGINE

Model:	Iveco FPT
Maximum power HP @ rpm:	175 @ 1900
Revolutions per minute (rpm):	2200
Operation:	4 stroke diesel
Injection:	Common-Rail
Anti-pollution regulation:	Stage 3b (Ad Blue)
Number and arrangement of cylinders:	4, vertical in line
Engine size in ³ (cm ³):	273.7(4485)
Specific consumption lb/Btu(g/kWh) @ rpm:	1343.7(208) @1900

Electronic/Manual accelerator	Aftercooler Turbo compressor
Air pre-heater for cold climates	Liquid cooling system

HYDRAULIC PLANT

	100.10	190.10
	120.10	210.10
Gear Pump USA gal/1' - psi(l/1' - bar):		14-2900,8(53-200)
Variable delivery pump (Load Sensing) USA gal/1' - psi(l/1' - bar):	42.27-4351,1(160-300)	44.91-5076,3(170-350)
Control valve with joystick:	4 in 1	4 in 1
Simultaneous movements:	3	3
Proportional control distributor "Load Sensing" with "Flow Sharing"		

Only on the following models: 210.10 - 190.10

Lifting with "Regenerative" system

STANDARD DEVICES

Anti-tipping device with peyorative movement block.
 Hydraulic socket for any accessory on the boom head with drainage.
 Soundproof closed cab, ROPS-FOPS approved, with heater.
 High-efficiency, self-cleaning engine air filter with cyclone filters. Digital speedometer.

Only on the following models: 100.10 - 120.10

Self-blocking front axle differential (limited slip 45%).

Only on the following models: 100.10 - 120.10

Hydraulically lockable center differential.

REFUELLING

	100.10	190.10
	120.10	210.10
Oil tank USA gal(l)	64.9(246)	79.2(300)
Fuel tank USA gal(l)	54.6(207)	73.9(280)
Ad Blue Tank USA gal(l)	7.9(30)	7.9(30)

TYRES

	100.10	120.10	190.10	210.10
Tyres	17.5 R25"	17.5 R25"	23.5 R25"	23.5 R25"
* Alternative			20.5 R25"	

DIFFERENTIAL AXLES

Steering axles: 2, with planetary reduction gears
 Steering types: 4 wheels / transversal / 2 wheels
 Front axle: level
 Back axle: oscillating
 Oil bath service braking on the 4 wheels with double hydraulic plant.
 Negative action parking brake

Only on the following models: 100.10 - 120.10

Hydraulically lockable center differential.

TRANSMISSION

Hydrostatic transmission with variable flow pump.
 Hydrostatic engine with automatic variation.
 Electrical - hydraulic inversion.
 Inching pedal for controlled advancement.
 Servocontrolled 2-speed gearbox.

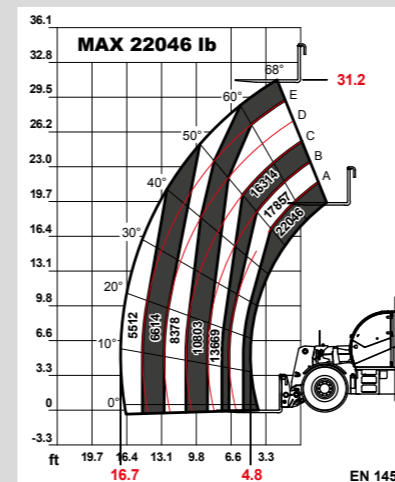
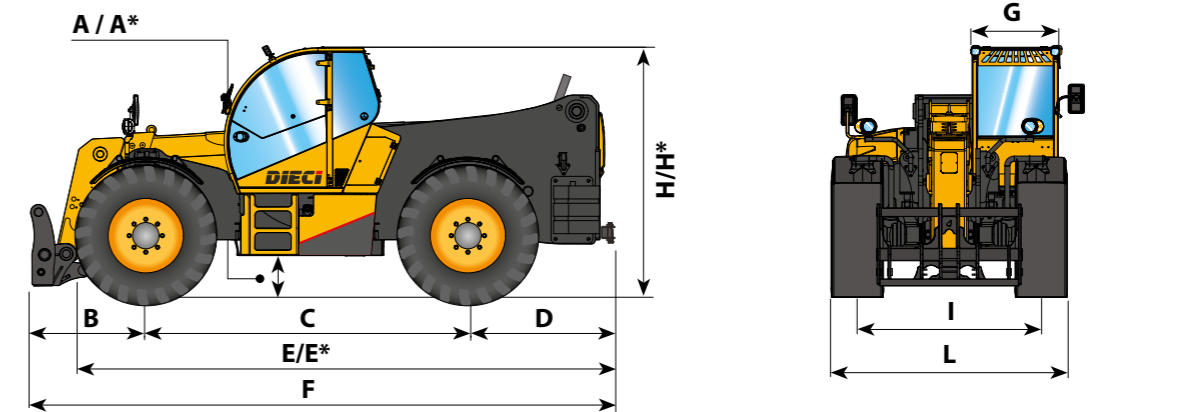
OPTIONALS AND ACCESSORIES

A/C; Webasto Heater; Water Heater; Driver's seat with pneumatic suspension; Light on boom head; Quick coupling for accessories; Radio; Anti-theft system; Glass protection. Led work lights.
 (For additional customizations, contact the area dealer)

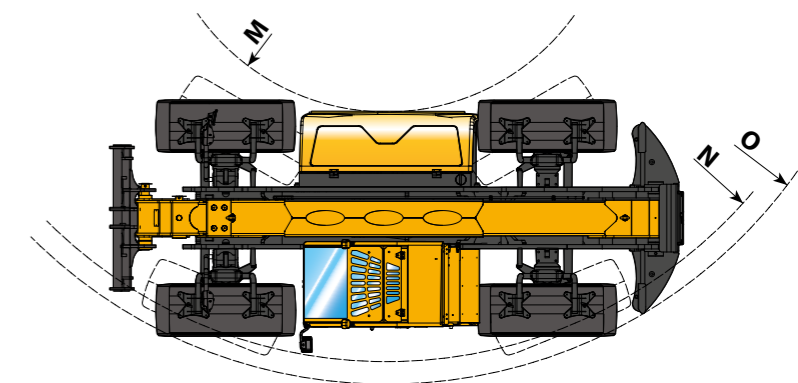
DIMENSIONS	100.10	120.10	190.10	210.10
A/A*	19(490)	19(490)	21(530)/19(470)*	21(530)
B	50(1270)	50(1270)	52(1320)	52(1320)
C	130(3300)	130(3300)	152(3850)	152(3850)
D	58(1480)	58(1480)	64(1630)	64(1630)
E/E*	215(5460)	215(5460)	248(6290)/243(6170)*	248(6290)
F	238(6050)	238(6050)	268(6800)	268(6800)
G	39(980)	39(980)	39(980)	39(980)
H/H*	114(2890)	114(2890)	115(2930)	115(2930)
I	78(1975)	78(1975)	81(2045)/79(2015)*	81(2045)
L	95(2420)	95(2420)	106(2700)/102(2590)*	106(2700)
M	58(1480)	58(1480)	139(3530)	139(3530)
N	171(4350)	171(4350)	256(6500)/254(6445)*	256(6500)
O	180(4580)	191(4850)	256(6500)	256(6500)

Measurements expressed in: in(mm)

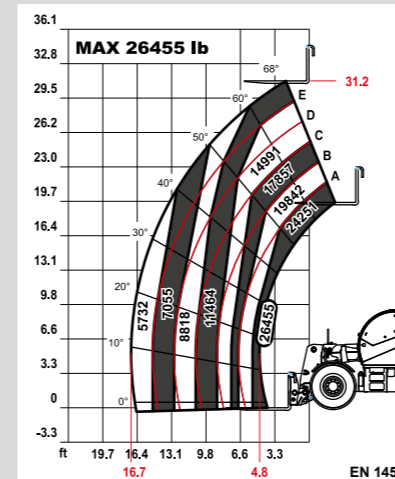
A* - E* - H* = Measurements referring to optional wheels



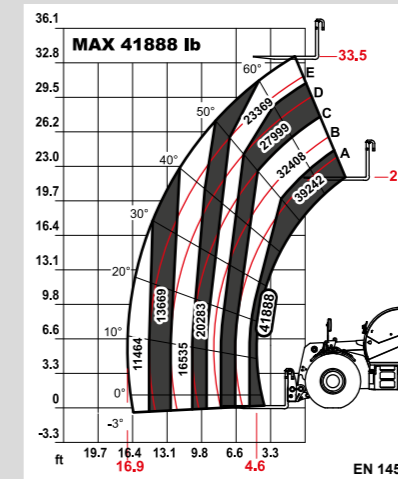
Hercules 100.10



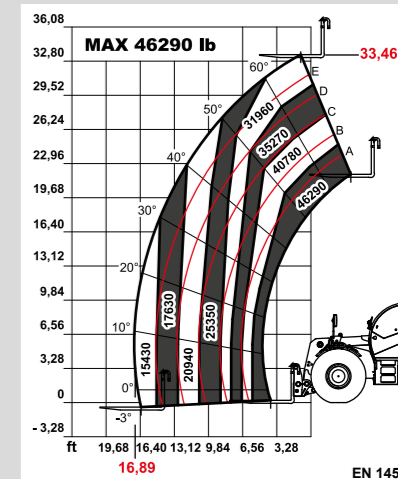
A* - E* - H* = Measurements referring to optional wheels



Hercules 120.10



Hercules 190.10



Hercules 210.10